

M - Series TANK WASHER

With Patented Performance and Self Clean

THE NEW M-SERIES TANK WASHER

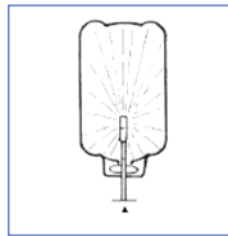

Now makes similar styles of tank washers and spray balls virtually obsolete.

This is achieved by the unique patented self cleaning features for trouble free operation and superior hydraulic water impact via patented channelled water jet streams in a true 360 degree spray*. All this gained with major cost savings to the operator.

The M-Series sanitary design is ideal for CIP applications as it provides superior tank cleaning results at low pressures and low flows. The M-Series is specially designed for CIP tank cleaning applications in the **Wine, Food, Beverage, Dairy, Chemical, Pharmaceutical** and similar industries.

Powered by the cleaning fluid itself, they distribute an even, heavy, stream-like pattern unique to the M-Series only, to thoroughly clean tank interiors.

With special emphasis on cleaning points of entry, along with a concentrated downward wash-jet for cleaning centralized agitators†, the M-Series produces a superior cleaning action when compared to similar cleaning devices.



m - s e r i e s

MANUFACTURE

The M- Series consists of a shaft/body manufactured in a high grade stainless steel (AISI 316), and a rotor in a moulded ACETAL-CoPolymer†† (FDA approved material). PTFE Director/Rotor and full PTFE units available. Custom designed units available on request.

DESIGN

Designed with simplicity in mind, there are no bearings to lock-up, corrode or break down. The M-Series Tank Washer is powered by the cleaning fluid itself to rotate a unique patented mist-reducing head at a wide range of operating pressures. Reduction of spray mist allows the formation of larger spray droplets, which provides a higher degree of washing impact in comparison with competitive units. Its patented self-cleaning feature incorporates a downward wash-jet for cleaning centralized agitator units†, and a cleaning stream that is also directed to the point of entry, top half

and sides of tank for maximum cleaning efficiency. For a more detailed explanation of the unique operating features of the M-Series Tank Washer, please ask for technical data sheet (SNE-Dat. No. 0198-1). This will explain why the M- Series Tank washer is the "number one" choice for economical tank cleaning today.



LUBRICATION

No lubrication is required other than the cleaning fluid itself.

ECONOMICS

Reliable operation and improved hydraulic impact increases cleaning efficiency, allowing for shorter cleaning cycles, thus reducing total operation costs. This is achieved through savings in water and cleaning chemical usage.

†model M-50-11 only ††Contact factory for chemical and temperature compatibility charts.


M - Series TANK WASHER

MATERIALS OF CONSTRUCTION

M-30/M-50II/M-75II/M-100II Tank Cleaners Shaft/Body: 316 st/st

Fluid Director/Rotor: ACETAL Co-Polymer or PTFE (Optional)

M-30 KEG/TANK WASHERS



Cleaner Type: M-30 Keg/Tank Washer
 Pressure: Recommended 1.5 BAR.G min (30psi)
 Connection: Standard male threaded 1/2" bsp pipe.
 (Npt and other connections available.)
 Weight: 0.27kg (9.5 oz.)
 Operation: Self operated by cleaning fluid
 Temperature: Acetal 120°C (250°F) Max
 PTFE 150°C (302°F) Max
 316ss 430°C (806°F) Max

Pressure BAR/psi	Flowrate L/m	Flowrate U.S GPM	Radius† Jet wetting m/ft
1.4/20	87	23	Maximum coverage not applicable for close radius applications
2.1/30	106	28	
2.8/40	121	32	
3.4/50	136	36	
4.1/60	148	39	

* For Higher or Lower operation pressures/flow, contact factory

M-75 MK II TANK WASHERS



Cleaner Type: M-75II
 Pressure: Recommended 1.5 BAR.G min (30psi)
 Connection: Standard butt weld 1 1/2" O.D Tube
 (Special order connections available)
 Weight: 0.44kg (15.5 oz.)
 Operation: Self operated by cleaning fluid
 Temperature: Acetal 120°C (250°F) Max
 PTFE 150°C (302°F) Max
 316ss 430°C (806°F) Max

Pressure BAR/psi	Flowrate L/m	Flowrate U.S GPM	Radius† Jet wetting m/ft
1.4/20	167	44	2.6/8
2.1/30	204	54	2.7/9
2.8/40	235	62	2.7/9
3.4/50	250	66	3/10
4.1/60	276	73	3.5/11

* For Higher or Lower operation pressures/flow, contact factory

M-50 MK II



Cleaner Type: M-50-II
 Pressure: Recommended 1.5 Bar. G min (30psi)
 Connection: Standard butt weld 1" O.D. Tube
 (Special order connections available.)
 Weight: 0.19kg (6.5 oz.)
 Operation: Self operated by cleaning fluid
 Temperature: Acetal 120°C (250°F) Max
 PTFE 150°C (302°F) Max
 316ss 430°C (806°F) Max

Pressure BAR/psi	Flowrate L/m	Flowrate U.S GPM	Radius† Jet wetting m/ft
1.4/20	76	20	1.8/6
2.1/30	95	25	2.1/7
2.8/40	110	29	2.1/7
3.4/50	125	33	1.8/6
4.1/60	132	35	1.5/5

* For Higher or Lower operation pressures/flow, contact factory

M-100 MK II TANK WASHERS



Cleaner Type: M-100II
 Pressure: Recommended 1.5 Bar.G min (30psi)
 Connection: Standard butt weld 2" O.D Tube
 (Special order connections available)
 Weight: 0.50kg (17.64 oz.)
 Operation: Self operated by cleaning fluid
 Temperature: Acetal 120°C (250°F) Max
 PTFE 150°C (302°F) Max
 316ss 430°C (806°F) Max

Pressure BAR/psi	Flowrate L/m	Flowrate U.S GPM	Radius† Jet wetting m/ft
1.4/20	430.00	113.60	1.8/6
2.1/30	500.00	132.09	2.6/8
2.8/40	585.50	154.67	3.0/10
3.4/50	661.00	174.80	2.7/9
4.1/60	708.33	187.12	2.6/8

* For Higher or Lower operation pressures/flow, contact factory

Distributed by:



A R BLACK & CO
 4/11, 401-403 St
 PO Box 5302 Adelaide SA 5008
 South Australia 5008
 Email: arblack@arblack.com.au
 Website: www.arblack.com.au

Wine Making Equipment
 Stainless Steel Engineers

Warranty: The manufacturer will replace, repair or refund the purchase price of the Product at their option, free of charges, except transportation, if defective in their manufacture. Claims must be notified to the manufacturer within 90 days of sale or shipment either of which occurs first. The Product should be returned to the place of purchase. This warranty is exclusive remedy and the Manufacturer/Distributor shall not be liable for consequential damages, injury or commercial loss. The Manufacturer/Distributor makes no warranty of fitness for a particular purpose and makes no other warranty, express or implied arising from the course of dealing or usage in trade. Specification subject to change without notice. Chemical and Temperature compatibility is the responsibility of purchaser, compatibility charts available at request.

© Copyright © Spray Nozzle Engineering Pty Ltd Australia †Radius = Effective Contact Distance